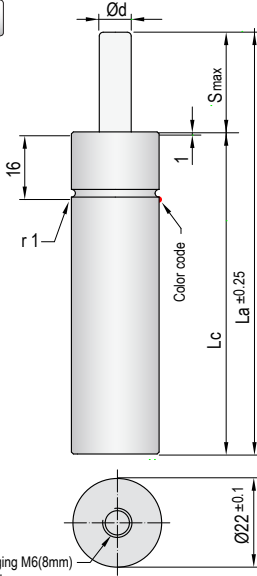




VDI SAFETY

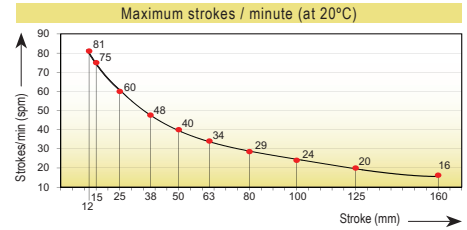


- MICRO
- TITAN
- TPH
- TPS
- TPSP
- TPF
- TPK
- TPC
- TPR
- TPB
- TPHC
- TPA**
- TPG**



Gas charging M6(8mm)
TPFV3 valve
M6-C adapter

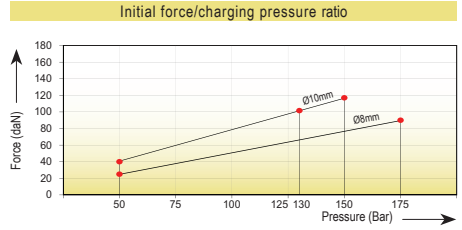
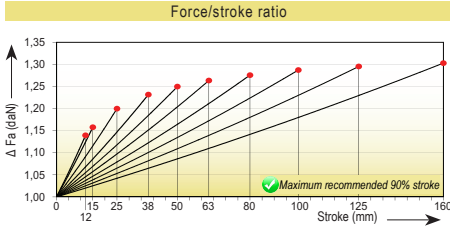
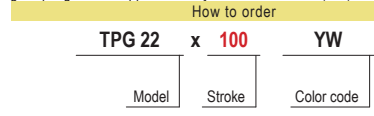
- Pressure medium **Nitrogen (N₂)**
- Max. charging pressure **175 Bar**
- Min. charging pressure **50 Bar**
- Rod seal area **Ø9mm - 0.50 cm²
Ø10mm - 0.78 cm²**
- Operating temperature **0°C - 80°C**
- Force increase by temperature **0,33 %/°C**
- Max. stem speed **1,6 m/s**
- Maintenance kit **Kit G22**



Code	Smax mm	La mm	Lc mm	Ød mm	V l	Kg
TPG 22x12	12	84	72	8	0,005	0,23
TPG 22x15	15	90	75	8	0,006	0,24
TPG 22x25	25	110	85	8	0,008	0,27
TPG 22x38	38	136	98	8	0,010	0,29
TPG 22x50	50	160	110	8	0,013	0,32
TPG 22x63	63	186	123	8	0,015	0,36
TPG 22x80	80	220	140	8	0,019	0,38
TPG 22x100	100	260	160	8	0,023	0,44
TPG 22x125	125	310	185	8	0,028	0,46
TPG 22x160	160	380	220	10	0,035	0,52

Color code	Fa daN	90% F daN	P Bar
GR (Green)	30 (±5%)	≈ 35	60*
BL (Blue)	50 (±5%)	≈ 60	100*
RD (Red)	70 (±5%)	≈ 85	140*
YW (Yellow)	90 (±5%)	≈ 106	175*
(Other forces)	25 - 90	≈ 32 - 106	50 - 175

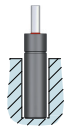
* TPG22x160: YW - 130Bar / RD - 90Bar / BL - 65Bar / GR - 40Bar
The black color code denotes a different pressure from that which the customer could choose when ordering between the minimum charging pressure and the maximum charging pressure. If not otherwise specified, the gas spring will be supplied in the yellow code version (YW).



Assembly possibilities



Follow guidelines
Page 287



DROP-IN



SCREWS